

FY20/21 FINANCIAL REPORT

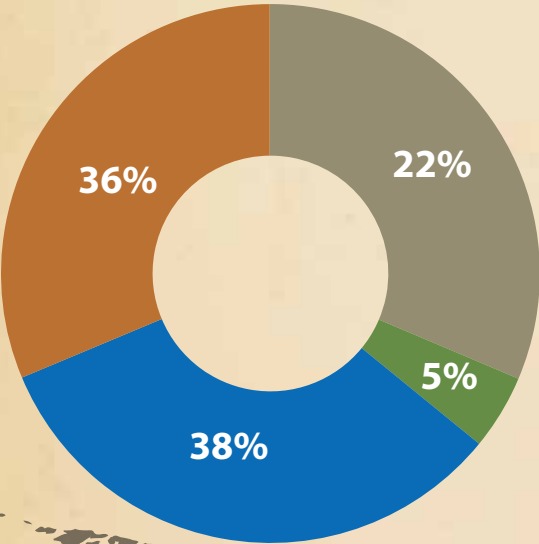


REVENUES:

Total: \$3,303,735

- Contributions: 36%
- Foundations: 5%
- Government: 38%
- Investments: 22%

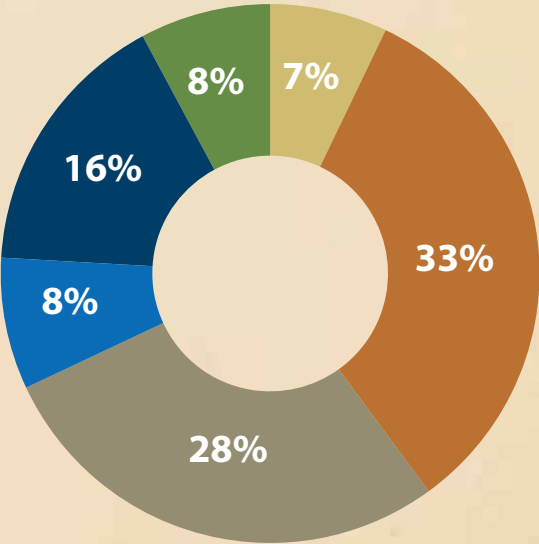
Contributions make up one third of our revenue. Your support is critical to our mission!



ASSETS BY PURPOSE:

Total: \$6,900,000

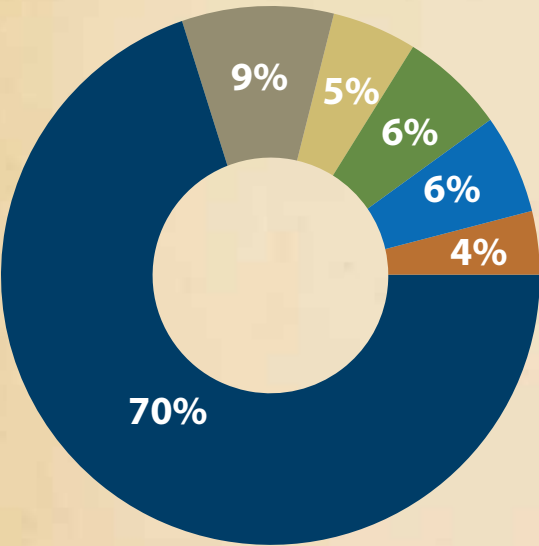
- General Funds: 7%
- Conservation Lands: 33%
- Operating Investments: 28%
- Conservation Fund: 8%
- Stewardship Fund: 16%
- Perpetuity Endowments: 8%



USE OF FUNDS:


Total: \$2,172,171

- Conservation Land Purchases: 70%
- Conserve Program: 9%
- Care For Program: 5%
- Connect Program: 6%
- Fundraising: 6%
- Management: 4%



CONSERVATION LAND PURCHASES EXPLAINED.

Rimrock to Riverside Land Purchase: \$73K
Waikiki Springs Nature Preserve Land Purchase: \$1.1M
Saltese Uplands Addition Land Purchase: \$364K



Mon-Fri 9am - 4pm
509-328-2939
info@inlandnwland.org
www.inlandnwland.org